

2024 Recycling Calendar



MONDAY²

JANUARY							FEBRUARY							MARCH							APRIL						
S	M	T	W	T	F	S	S	M	T	W	T	F	S	S	M	T	W	T	F	S	S	M	T	W	T	F	S
	1	2	3	4	5	6					1	2	3						1	2		1	2	3	4	5	6
7	8	9	10	11	12	13	4	5	6	7	8	9	10	3	4	5	6	7	8	9	7	8	9	10	11	12	13
14	15	16	17	18	19	20	11	12	13	14	15	16	17	10	11	12	13	14	15	16	14	15	16	17	18	19	20
21	22	23	24	25	26	27	18	19	20	21	22	23	24	17	18	19	20	21	22	23	21	22	23	24	25	26	27
28	29	30	31				25	26	27	28	29			24	25	26	27	28	29	30	28	29	30				
														31													

MAY							JUNE							JULY							AUGUST						
S	M	T	W	T	F	S	S	M	T	W	T	F	S	S	M	T	W	T	F	S	S	M	T	W	T	F	S
			1	2	3	4						1		1	2	3	4	5	6					1	2	3	
5	6	7	8	9	10	11	2	3	4	5	6	7	8	7	8	9	10	11	12	13	4	5	6	7	8	9	10
12	13	14	15	16	17	18	9	10	11	12	13	14	15	14	15	16	17	18	19	20	11	12	13	14	15	16	17
19	20	21	22	23	24	25	16	17	18	19	20	21	22	21	22	23	24	25	26	27	18	19	20	21	22	23	24
26	27	28	29	30	31		23	24	25	26	27	28	29	28	29	30	31				25	26	27	28	29	30	31

SEPTEMBER							OCTOBER							NOVEMBER							DECEMBER						
S	M	T	W	T	F	S	S	M	T	W	T	F	S	S	M	T	W	T	F	S	S	M	T	W	T	F	S
1	2	3	4	5	6	7			1	2	3	4	5						1	2	1	2	3	4	5	6	7
8	9	10	11	12	13	14	6	7	8	9	10	11	12	3	4	5	6	7	8	9	8	9	10	11	12	13	14
15	16	17	18	19	20	21	13	14	15	16	17	18	19	10	11	12	13	14	15	16	15	16	17	18	19	20	21
22	23	24	25	26	27	28	20	21	22	23	24	25	26	17	18	19	20	21	22	23	22	23	24	25	26	27	28
29	30						27	28	29	30	31			24	25	26	27	28	29	30	29	30	31				

Pickup day No pickup due to holiday, use bags/boxes for overflow until next pickup

Please have your container out the night before your pickup
 Sign up for text reminders: www.simplygreenrecycling.com/schedule
 Got Questions? Call or email anytime! (828) 437-1277 or support@simplygreenrecycling.com

PLASTIC	METAL CANS	KEEP THESE OUT!
GLASS	PAPER	<ul style="list-style-type: none"> ⊗ All batteries (car, lithium, etc.) ⊗ Ceramic items ⊗ Clamshell plastics ⊗ Clothing or textiles ⊗ Diapers ⊗ Electronics ⊗ Food-tainted items ⊗ Household glass ⊗ Medical waste ⊗ Hazardous waste ⊗ Plastic bags/wrap ⊗ Plastic disposables (cups, cutlery, etc.) ⊗ Scrap metal/wood ⊗ Shredded paper ⊗ Styrofoam/peanuts ⊗ Tanglers (cords, hoses, wires, etc.) ⊗ Tires ⊗ Toys

Sustainable Waste Solutions, Local Service

HOME → SMALL BUSINESS → COMMERCIAL



GET CART SMART

Everyone knows bottles and cans go in the recycling bin, but the following items are often mistaken as accepted materials.
When in doubt, throw it out!

STRAIGHT TO THE LANDFILL

Refuse, reduce, reuse, or re-purpose these items — otherwise put them in the trash.



Aerosol cans

Aerosol cans are a fire hazard. Take them to a hazardous waste drop-off center. If empty, send to the landfill.



Ceramic items

Ceramic is a hard material to sort and can't be remanufactured.



Pumps or tubes

They are made of multiple materials that can't be separated for recycling.



Receipts

This type of thin "paper" can contain non-recyclable layers and chemicals.



Tanglers

Cords, hoses, wires, plastic gloves, etc. get caught in the recycling machinery.

Curbside+

RECYCLE MORE

While these items are NOT accepted in your single-stream service, our Curbside+ service can help you keep these materials out of the landfill. Contact us today to get started!



Food waste

Place food waste in a 5-gallon bucket that is switched out for you on each pickup.



Paper towels and napkins

Compost along with your food waste, which will be turned in to mulch.



Plastic bags and wrap

Clean and dry plastic bags, wraps, and packaging is collected and turned in to outdoor decking.



Styrofoam

Clean and hard (easily snapped) styrofoam is melted down and turned in to indoor framing.



Electronics

Certified e-waste processors repair what they can, then disassemble and recycle the rest.



Clothing and textiles

Let us save you a trip to the thrift store and donate these items locally.



Shredded paper

Must be separated since it gets wet and "gummy", which shuts down the sorting machinery.

NON-CURBSIDE RECYCLABLES



Hazardous waste

Take to a convenience center or call 877-623-6748 for other drop-off locations.



Medical waste

Call your local public health department for medical disposal information.



Appliances

Take to a convenience center

IT'S ALL ABOUT SHAPE & SIZE








Recycling sorting machines recognize the **shape** of containers and “see” bottles, tubs, jugs, jars, cans, cartons and paper. If it isn't one of these shapes, it doesn't belong in the recycling bin. **Size** matters, too. If the material is tiny, the machines have to filter it out. If it is too big, it hurts the machinery.

PLASTIC	METAL	GLASS	PAPER
<p>Bottles, tubs, jars, & jugs</p>  <p>No pumps Empty and rinse</p>	<p>All cans</p>  <p>Empty and rinse</p>	<p>Bottles and jars</p>  <p>Empty and rinse</p>	<p>Paper, cartons and cardboard</p>  <p>Flatten cardboard</p>
<p>No lids, straws, single-use cups, six-pack rings, to-go containers or pouches</p> 	<p>No scrap/mixed metals such as ladders, pots or hangers</p> 	<p>No mirrors, windows or glassware</p> 	<p>No small paper pieces and packaging, or shredded paper</p> 

YES, PLEASE

NO, THANKS

Do you know **NOT** to bag your recyclables when placing them in the cart? Here are other actions you can take to prepare your recyclables for the recycling facility. Keep recycling right! Get Cart Smart!

 <p>Please screw on caps.</p>	<p>No lids. Place in trash.</p> 
 <p>Please recycle only clean pizza boxes</p>	<p>No greasy pizza boxes. Place in compost.</p> 
 <p>Please recycle paper egg cartons</p>	<p>No Styrofoam or plastic egg cartons. Place in trash, or use Curbside+.</p> 
 <p>Please leave lids on containers (plastic-only)</p>	<p>No dirty aluminum foil. Rinse and reuse, or place in trash.</p> 