

2024

Recycling Calendar



THURSDAY¹

JANUARY

S	M	T	W	T	F	S
	1	2	3	4	5	6
7	8	9	10	11	12	13
14	15	16	17	18	19	20
21	22	23	24	25	26	27
28	29	30	31			

FEBRUARY

S	M	T	W	T	F	S
				1	2	3
4	5	6	7	8	9	10
11	12	13	14	15	16	17
18	19	20	21	22	23	24
25	26	27	28	29		

MARCH

S	M	T	W	T	F	S
					1	2
3	4	5	6	7	8	9
10	11	12	13	14	15	16
17	18	19	20	21	22	23
24	25	26	27	28	29	30
31						

APRIL

S	M	T	W	T	F	S
	1	2	3	4	5	6
7	8	9	10	11	12	13
14	15	16	17	18	19	20
21	22	23	24	25	26	27
28	29	30				

MAY

S	M	T	W	T	F	S
			1	2	3	4
5	6	7	8	9	10	11
12	13	14	15	16	17	18
19	20	21	22	23	24	25
26	27	28	29	30	31	

JUNE

S	M	T	W	T	F	S
						1
2	3	4	5	6	7	8
9	10	11	12	13	14	15
16	17	18	19	20	21	22
23	24	25	26	27	28	29
30						

JULY

S	M	T	W	T	F	S
	1	2	3	4	5	6
7	8	9	10	11	12	13
14	15	16	17	18	19	20
21	22	23	24	25	26	27
28	29	30	31			

AUGUST

S	M	T	W	T	F	S
				1	2	3
4	5	6	7	8	9	10
11	12	13	14	15	16	17
18	19	20	21	22	23	24
25	26	27	28	29	30	31

SEPTEMBER

S	M	T	W	T	F	S
1	2	3	4	5	6	7
8	9	10	11	12	13	14
15	16	17	18	19	20	21
22	23	24	25	26	27	28
29	30					

OCTOBER

S	M	T	W	T	F	S
		1	2	3	4	5
6	7	8	9	10	11	12
13	14	15	16	17	18	19
20	21	22	23	24	25	26
27	28	29	30	31		

NOVEMBER

S	M	T	W	T	F	S
					1	2
3	4	5	6	7	8	9
10	11	12	13	14	15	16
17	18	19	20	21	22	23
24	25	26	27	28	29	30

DECEMBER

S	M	T	W	T	F	S
1	2	3	4	5	6	7
8	9	10	11	12	13	14
15	16	17	18	19	20	21
22	23	24	25	26	27	28
29	30	31				

Pickup day

No pickup due to holiday, use bags/boxes for overflow until next pickup

Please have your container out the night before your pickup

Sign up for text reminders: www.simplygreenrecycling.com/schedule

Got Questions? Call or email anytime! (828) 437-1277 or support@simplygreenrecycling.com

PLASTIC		METAL CANS		KEEP THESE OUT!	
<p>GLASS</p>		<p>PAPER</p>		<p>⊗ All batteries (car, lithium, etc.)</p> <p>⊗ Food-tainted items</p> <p>⊗ Scrap metal/wood</p> <p>⊗ Ceramic items</p> <p>⊗ Household glass</p> <p>⊗ Shredded paper</p> <p>⊗ Clamshell plastics</p> <p>⊗ Medical waste</p> <p>⊗ Styrofoam/peanuts</p> <p>⊗ Clothing or textiles</p> <p>⊗ Hazardous waste</p> <p>⊗ Tangles (cords, hoses, wires, etc.)</p> <p>⊗ Diapers</p> <p>⊗ Plastic bags/wrap</p> <p>⊗ Tires</p> <p>⊗ Electronics</p> <p>⊗ Plastic disposables (cups, cutlery, etc.)</p> <p>⊗ Toys</p>	

Sustainable Waste Solutions, Local Service

HOME ➔ SMALL BUSINESS ➔ COMMERCIAL



GET CART SMART

Everyone knows bottles and cans go in the recycling bin, but the following items are often mistaken as accepted materials.
When in doubt, throw it out!

STRAIGHT TO THE LANDFILL

Refuse, reduce, reuse, or re-purpose these items — otherwise put them in the trash.



Aerosol cans

Aerosol cans are a fire hazard. Take them to a hazardous waste drop-off center. If empty, send to the landfill.



Ceramic items

Ceramic is a hard material to sort and can't be remanufactured.



Pumps or tubes

They are made of multiple materials that can't be separated for recycling.



Receipts

This type of thin "paper" can contain non-recyclable layers and chemicals.



Tanglers

Cords, hoses, wires, plastic gloves, etc. get caught in the recycling machinery.

Curbside+ RECYCLE MORE

While these items are NOT accepted in your single-stream service, our Curbside+ service can help you keep these materials out of the landfill. Contact us today to get started!



Food waste

Place food waste in a 5-gallon bucket that is switched out for you on each pickup.



Paper towels and napkins

Compost along with your food waste, which will be turned in to mulch.



Plastic bags and wrap

Clean and dry plastic bags, wraps, and packaging is collected and turned in to outdoor decking.



Styrofoam

Clean and hard (easily snapped) styrofoam is melted down and turned in to indoor framing.



Electronics

Certified e-waste processors repair what they can, then disassemble and recycle the rest.



Clothing and textiles

Let us save you a trip to the thrift store and donate these items locally.



Shredded paper

Must be separated since it gets wet and "gummy", which shuts down the sorting machinery.

NON-CURBSIDE RECYCLABLES



Hazardous waste

Take to a convenience center or call 877-623-6748 for other drop-off locations.



Medical waste

Call your local public health department for medical disposal information.



Appliances

Take to a convenience center.

IT'S ALL ABOUT SHAPE & SIZE









Recycling sorting machines recognize the **shape** of containers and “see” bottles, tubs, jugs, jars, cans, cartons and paper. If it isn't one of these shapes, it doesn't belong in the recycling bin. **Size** matters, too. If the material is tiny, the machines have to filter it out. If it is too big, it hurts the machinery.

PLASTIC	METAL	GLASS	PAPER
Bottles, tubs, jars, & jugs 	All cans 	Bottles and jars 	Paper, cartons and cardboard 
No pumps Empty and rinse 	No scrap/mixed metals such as ladders, pots or hangers 	No mirrors, windows or glassware 	No small paper pieces and packaging, or shredded paper 

YES, PLEASE

NO, THANKS

Do you know **NOT** to bag your recyclables when placing them in the cart? Here are other actions you can take to prepare your recyclables for the recycling facility. Keep recycling right! Get Cart Smart!

 <p>Please screw on caps.</p>	 <p>No lids. Place in trash.</p>
 <p>Please recycle only clean pizza boxes</p>	 <p>No greasy pizza boxes. Place in compost.</p>
 <p>Please recycle paper egg cartons</p>	 <p>No Styrofoam or plastic egg cartons. Place in trash, or use Curbside+.</p>
 <p>Please leave lids on containers (plastic-only)</p>	 <p>No dirty aluminum foil. Rinse and reuse, or place in trash.</p>