

# 2024 Recycling Calendar



## TUESDAY

JANUARY							FEBRUARY							MARCH							APRIL						
S	M	T	W	T	F	S	S	M	T	W	T	F	S	S	M	T	W	T	F	S	S	M	T	W	T	F	S
	1	2	3	4	5	6					1	2	3						1	2		1	2	3	4	5	6
7	8	9	10	11	12	13	4	5	6	7	8	9	10	3	4	5	6	7	8	9	7	8	9	10	11	12	13
14	15	16	17	18	19	20	11	12	13	14	15	16	17	10	11	12	13	14	15	16	14	15	16	17	18	19	20
21	22	23	24	25	26	27	18	19	20	21	22	23	24	17	18	19	20	21	22	23	21	22	23	24	25	26	27
28	29	30	31				25	26	27	28	29			24	25	26	27	28	29	30	28	29	30				
														31													

MAY							JUNE							JULY							AUGUST						
S	M	T	W	T	F	S	S	M	T	W	T	F	S	S	M	T	W	T	F	S	S	M	T	W	T	F	S
			1	2	3	4						1		1	2	3	4	5	6					1	2	3	
5	6	7	8	9	10	11	2	3	4	5	6	7	8	7	8	9	10	11	12	13	4	5	6	7	8	9	10
12	13	14	15	16	17	18	9	10	11	12	13	14	15	14	15	16	17	18	19	20	11	12	13	14	15	16	17
19	20	21	22	23	24	25	16	17	18	19	20	21	22	21	22	23	24	25	26	27	18	19	20	21	22	23	24
26	27	28	29	30	31		23	24	25	26	27	28	29	28	29	30	31				25	26	27	28	29	30	31

SEPTEMBER							OCTOBER							NOVEMBER							DECEMBER						
S	M	T	W	T	F	S	S	M	T	W	T	F	S	S	M	T	W	T	F	S	S	M	T	W	T	F	S
1	2	3	4	5	6	7			1	2	3	4	5						1	2	1	2	3	4	5	6	7
8	9	10	11	12	13	14	6	7	8	9	10	11	12	3	4	5	6	7	8	9	8	9	10	11	12	13	14
15	16	17	18	19	20	21	13	14	15	16	17	18	19	10	11	12	13	14	15	16	15	16	17	18	19	20	21
22	23	24	25	26	27	28	20	21	22	23	24	25	26	17	18	19	20	21	22	23	22	23	24	25	26	27	28
29	30						27	28	29	30	31			24	25	26	27	28	29	30	29	30	31				

Pickup day No pickup due to holiday, use bags/boxes for overflow until next pickup

Please have your container out the night before your pickup  
 Sign up for text reminders: [www.simplygreenrecycling.com/schedule](http://www.simplygreenrecycling.com/schedule)  
 Got Questions? Call or email anytime! (828) 437-1277 or [support@simplygreenrecycling.com](mailto:support@simplygreenrecycling.com)

PLASTIC	METAL CANS	KEEP THESE OUT!
<b>GLASS</b>	<b>PAPER</b>	<ul style="list-style-type: none"> <li>⊗ All batteries (car, lithium, etc.)</li> <li>⊗ Ceramic items</li> <li>⊗ Clamshell plastics</li> <li>⊗ Clothing or textiles</li> <li>⊗ Diapers</li> <li>⊗ Electronics</li> <li>⊗ Food-tainted items</li> <li>⊗ Household glass</li> <li>⊗ Medical waste</li> <li>⊗ Hazardous waste</li> <li>⊗ Plastic bags/wrap</li> <li>⊗ Plastic disposables (cups, cutlery, etc.)</li> <li>⊗ Scrap metal/wood</li> <li>⊗ Shredded paper</li> <li>⊗ Styrofoam/peanuts</li> <li>⊗ Tanglers (cords, hoses, wires, etc.)</li> <li>⊗ Tires</li> <li>⊗ Toys</li> </ul>

Sustainable Waste Solutions, Local Service

HOME → SMALL BUSINESS → COMMERCIAL



## GET CART SMART

Everyone knows bottles and cans go in the recycling bin, but the following items are often mistaken as accepted materials.  
**When in doubt, throw it out!**

# STRAIGHT TO THE LANDFILL

Refuse, reduce, reuse, or re-purpose these items — otherwise put them in the trash.



### Aerosol cans

Aerosol cans are a fire hazard. Take them to a hazardous waste drop-off center. If empty, send to the landfill.



### Ceramic items

Ceramic is a hard material to sort and can't be remanufactured.



### Pumps or tubes

They are made of multiple materials that can't be separated for recycling.



### Receipts

This type of thin "paper" can contain non-recyclable layers and chemicals.



### Tanglers

Cords, hoses, wires, plastic gloves, etc. get caught in the recycling machinery.

# Curbside+

## RECYCLE MORE

While these items are NOT accepted in your single-stream service, our Curbside+ service can help you keep these materials out of the landfill. Contact us today to get started!



### Food waste

Place food waste in a 5-gallon bucket that is switched out for you on each pickup.



### Paper towels and napkins

Compost along with your food waste, which will be turned in to mulch.



### Plastic bags and wrap

Clean and dry plastic bags, wraps, and packaging is collected and turned in to outdoor decking.



### Styrofoam

Clean and hard (easily snapped) styrofoam is melted down and turned in to indoor framing.



### Electronics

Certified e-waste processors repair what they can, then disassemble and recycle the rest.



### Clothing and textiles

Let us save you a trip to the thrift store and donate these items locally.



### Shredded paper

Must be separated since it gets wet and "gummy", which shuts down the sorting machinery.

# NON-CURBSIDE RECYCLABLES



### Hazardous waste

Take to a convenience center or call 877-623-6748 for other drop-off locations.



### Medical waste

Call your local public health department for medical disposal information.



### Appliances

Take to a convenience center

# IT'S ALL ABOUT SHAPE & SIZE






Recycling sorting machines recognize the **shape** of containers and “see” bottles, tubs, jugs, jars, cans, cartons and paper. If it isn't one of these shapes, it doesn't belong in the recycling bin. **Size** matters, too. If the material is tiny, the machines have to filter it out. If it is too big, it hurts the machinery.

PLASTIC	METAL	GLASS	PAPER
<p>Bottles, tubs, jars, &amp; jugs</p>  <p>No pumps      Empty and rinse</p>	<p>All cans</p>  <p>Empty and rinse</p>	<p>Bottles and jars</p>  <p>Empty and rinse</p>	<p>Paper, cartons and cardboard</p>  <p>Flatten cardboard</p>
<p>No lids, straws, single-use cups, six-pack rings, to-go containers or pouches</p> 	<p>No scrap/mixed metals such as ladders, pots or hangers</p> 	<p>No mirrors, windows or glassware</p> 	<p>No small paper pieces and packaging, or shredded paper</p> 

## YES, PLEASE

## NO, THANKS

Do you know **NOT** to bag your recyclables when placing them in the cart? Here are other actions you can take to prepare your recyclables for the recycling facility. Keep recycling right! Get Cart Smart!

 <p>Please screw on caps.</p>	<p>No lids. Place in trash.</p> 
 <p>Please recycle only clean pizza boxes</p>	<p>No greasy pizza boxes. Place in compost.</p> 
 <p>Please recycle paper egg cartons</p>	<p>No Styrofoam or plastic egg cartons. Place in trash, or use Curbside+.</p> 
 <p>Please leave lids on containers (plastic-only)</p>	<p>No dirty aluminum foil. Rinse and reuse, or place in trash.</p> 